



# Brenthaven +


## Protect+ Cable-Free Adapter Quick Start Guide



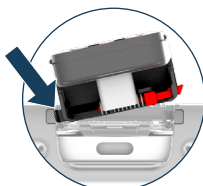
### **Important!**

If adapter is not secured this could result in improper install and charging.

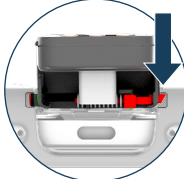
For more detailed instructions and removal scan the QR code.



1. Pull the port plug cover from the case to remove.



2. Holding the adapter at a 90degree angle, insert the left pin into the case.



3. Align the red pin of the adapter with the notch on the case and push down into the case.

Adapter is locked in place with a click.



4. Flip down adapter and push to engage with port.



To prevent damage, for adapter removal follow QR code linked at the top.