

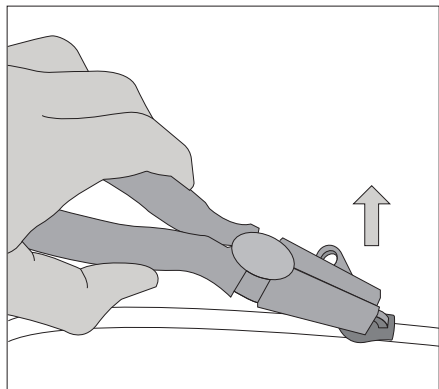


ZIPPER PULL INSTRUCTIONS

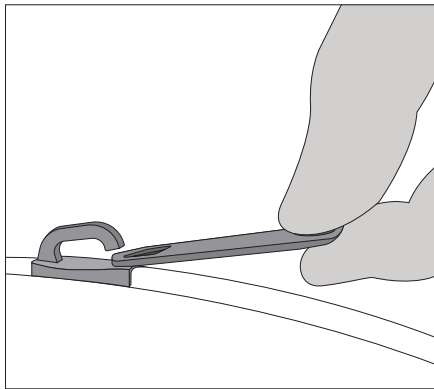
FOR BACKPACKS, CASES, ETC.

- 1** Use a tool to carefully pull the zipper open.

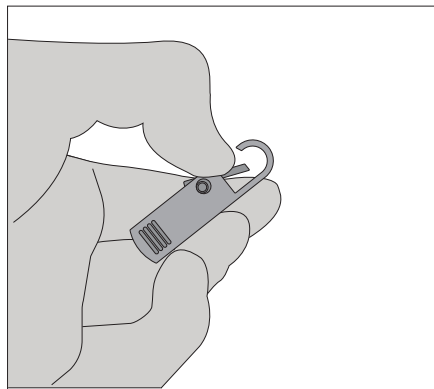
CAUTION: Take care when lifting tab to not break it.



- 2** Once zipper is open, take the old zipper pull out.



- 3** Take the new zipper pull, pushing your thumb on the gate of the loop. This will allow you to hook the new zipper pull in the opening of the zipper.



- 4** Use a tool to push the metal opening back in place so the new zipper pull does not fall off.

