

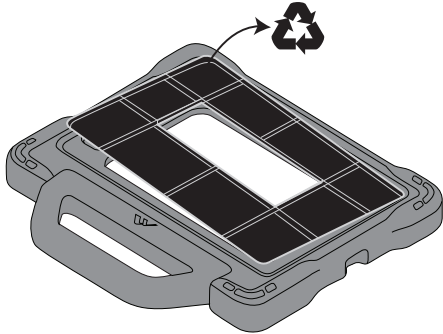


# ASSEMBLY - EDGE BOUNCE

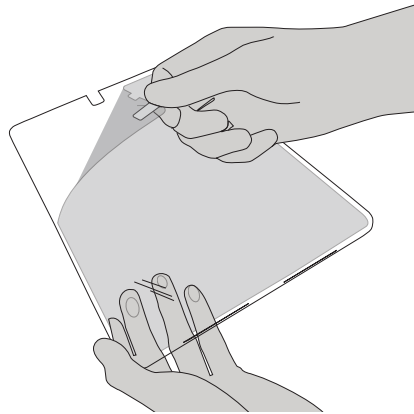
FOR IPAD MINI / 9.7" / 10.2"

- 1 Remove the plastic packaging insert (meant to hold the shape of the case in transit).

Please recycle the insert.

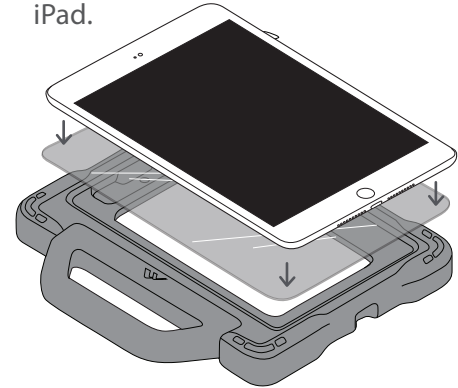


- 2 Peel off protective film from the underlay.



- 3 Install the underlay UNDERNEATH the iPad, ensuring the cutouts are aligned with the camera hole and the matte side is facing out.

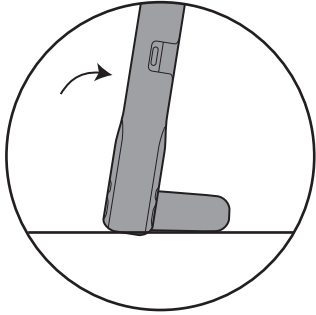
Flex corners of case to insert iPad.



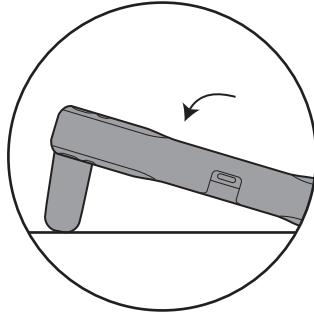


---

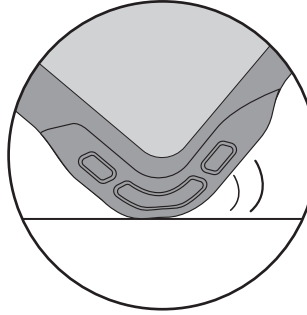
## FEATURES:




Viewing Mode



Typing Mode



Crumple-zones  
absorb impact



CLEAR Underlay ALLOWS  
SCANNING OF DEVICES  
and extra protection